



## Dominica Product Data Sheet

### Description

---

Dominica synthetic thatch is an innovative roofing system simulating the appearance and texture of natural palm leaf thatching. Whether installing on a new commercial project or retrofitting traditionally framed tiki hut, Dominica thatch is an easy to install system that gives decades of maintenance free performance.

### Features

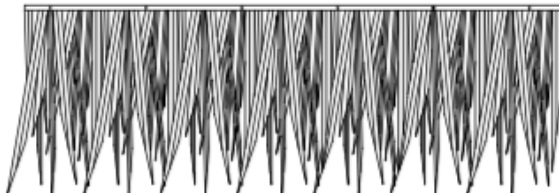
---

- 30 Year Warranty\*
- Manufactured in the USA
- Fire and Wind Resistant
- No maintenance required
- Fast and easy installation
- Life-like design

\*See supplemental warranty document

### Specifications

---



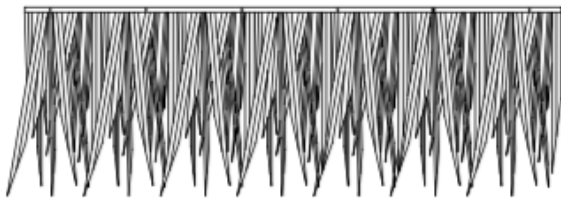
#### Field Shingle

Product number: 73145  
Size: 42" x 14" (1067 x 356 mm)  
Weight: 3.90lb (1.77kg)  
Exposure: 7.5" (190.5 mm)  
Coverage: 2.18 Sq ft (0.20 Sq M)  
Material: PVC with stainless steel binder



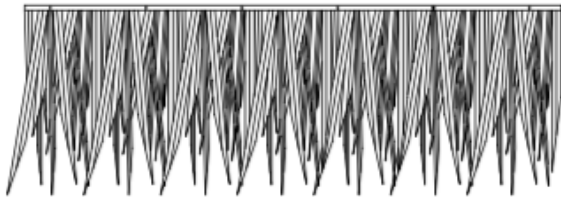
# ENDUREED®

## PREMIUM




### 2" Eave Bend

Product number: 732712  
Size: 42" x 14" (1067 x 356 mm)  
Weight: 3.90lb (1.77kg)  
Exposure: 7.5" (190.5 mm)  
Coverage: 2.18 Sq ft (0.20 Sq M)  
Material: PVC with stainless steel binder



### 5" Eave Bend

Product number: 732713  
Size: 42" x 14" (1067 x 356 mm)  
Weight: 3.90lb (1.77kg)  
Exposure: 7.5" (190.5 mm)  
Coverage: 2.18 Sq ft (0.20 Sq M)  
Material: PVC with stainless steel binder



### Ceiling Shingle

Product number: 73146  
Size: 42"x 14" (1067 x 356 mm)  
Weight: 5.30lb (240 kg)  
Exposure: 12" (305 mm)  
Coverage: 3.5 Sq ft (0.33 Sq M)  
Material: PVC with stainless steel binder



**Hip/Ridge Shingle**

Product number: 745899

Size: 14" (356 mm)

Weight: 1.30lb (0.59 kg)

Exposure: 4" (102 mm)

Coverage: 0"

Material: PVC with stainless steel binder

**Shipping & Storage**

	Field shingle	Ceiling shingle	2" eave bend	5" eave bend	Starter shingle	Reverse bend	Hip/Ridge
<b>Quantity</b>	14 per box	12 per box	8 per box	8 per box	25 per box	5 per box	30 per box
<b>Weight</b>	70lbs	72lbs	36lbs	36lbs	65lbs	24lbs	45lbs

\*Weights may vary

**Shipping Specifications**

**Box Size:** 44" X 22" X 5" (1120 X 560 X 130 mm)

**Pallet:** 24 boxes per pallet

**Container:** 20' 10 pallets (200 boxes)    40' 20 pallets (400 boxes)

**Storage:** Store Dominica shingles in a dry, well-ventilated, weather tight location..

Do not expose boxes to excessive moisture.

Overstacking boxes or excessive moisture may cause boxes to collapse.

Do not remove wrapping from bulk stack pallet until final placement at installation location.



## Testing & Approval

---

- Florida Product Approval FL-21047

Test Standard	Result
(Fire) ASTM E-108	Class A
(Fire) ASTM E-84	Flame Spread 12.5
(Fire) ASTM E-84	SDI 225
(Wind) ASTM D-3161	Class F (110 MPH Maximum test speed)
(Wind) TAS 107-95	110 MPH (Maximum test speed)
(Wind + Rain) TAS 100-95	Pass
(Wind Uplift) UL 1897	Design Pressure 82.5 PSF (up to 200 mph)
(Impact) UL 2218	Class 4
(Fire) Bs 476 (part 3) (British Standards)	Ext.S.AA
(Fire) BS 476 (part 7) (British Standards)	Class 2
(Fungi) ASTM G 21-96	No Fungi Growth (pass)



(Fire)GB 8624-2012 (China)	Class B1
----------------------------	----------

## Maintenance

---

Dominica synthetic thatch was designed so that no maintenance is required to ensure the best performance. However, it is recommended to do an annual inspection and brush off any loose debris to keep your roof looking its best.

## Warranty

---

Dominica synthetic thatch has a 30-year limited warranty that covers faults in materials and workmanship in accordance with current warranty terms.

## Application

---

Dominica synthetic thatch is a universal system that can be installed on new construction or retrofit to existing structures. The versatile design allows it to be applied to a number of roofing substrates including the following: Plywood deck, Concrete, and Metal. Dominica synthetic thatch is suitable for use on any sloped roof with a pitch of 3:12 (14°) or greater. The total thickness of the roof system when installed is 1" (25.4mm).



**Plywood Deck:**

- 15/32" (12mm) minimum plywood over rafters per local code
- Single Layer Tan Soprema Elastophene Stick HR FR+ GR Cap Sheet (#07066) adhered to plywood
- Dominica shingles installed at 7.5" (190mm) Exposure
- Fasten Dominica shingles with stainless steel 1.75" (45mm) 11ga. Ring shank roofing nails, 4 per shingle
- System weight: 3.00 lbs / sq ft.(14.64 kg / M2)

**Plywood Deck, Class A Fire Rated:**

- 15/32"(12mm) minimum plywood over rafters per local code
- ½" DensDeck gypsum, fastened 12" O.C. fastened to plywood
- Single Layer Tan Soprema Elastophene Stick HR FR+ GR Cap Sheet(#07066) adhered to DensDeck
- Dominica shingles installed at 7.5" (190mm) Exposure
- Fasten Dominica shingles with Stainless steel 2.50" (64mm) 10ga. Ring shank Roofing nails, 4 per shingle
- System weight: 5.00 lbs / sq ft.(24.40 kg / M2)

**Metal:**

- Existing corrugated metal roofing
- 15/32"(12mm) minimum plywood
- Single Layer Tan Soprema Elastophene Stick HR FR+ GR Cap Sheet(#07066) adhered to plywood
- Dominica shingles installed at 7.5" (190mm) Exposure
- Fasten Dominica shingles with stainless steel 1.25" (32mm) 11ga. Ring shank roofing nails, 4 per shingle
- System weight: 4.28 lbs / sq ft.(20.88 kg / M2) using 15/32" (12mm) Plywood

**Concrete:**

- Structural concrete substrate
- Single Layer Tan Soprema Elastophene Stick HR FR+ GR Cap Sheet(#07066) adhered to concrete
- Dominica shingles installed at 7.5" (190mm) Exposure
- Fasten Dominica shingles with 410 stainless steel 1.75" (45mm) 3/16" Tapcon® screws, 3 per shingle



- System weight: 3.00 lbs / sq ft.(14.64 kg / M2)



Premium thatch manufactured by:  
Global Innovation LLC

313 SW Windswept Glen  
Lake City, Florida 32024

1-877-784-2824  
[www.endureed.com](http://www.endureed.com)