



Capetown Product Data Sheet

Description

Capetown recreates the look, color, and feel of native natural thatching from any region in the world. With unlimited options, unmatched quality and durability, our Regions Series product is designed to look great and last for decades.

Features

- 30 Year Warranty*
- Manufactured in the USA
- Fire and Wind Resistant
- No maintenance required
- Fast and easy installation
- Life-like design


*See supplemental warranty document

Specifications




ENDUREED®

PREMIUM




Field Shingle

Product Number: 732768
Size: 42"x 16" (1067mm x 406mm)
Weight: 4.3lb (1.95kg)
Exposure: 8" (203mm)
Coverage: 2.33 Sq ft (0.18 Sq M)
Material: PVC with stainless steel binder



Ceiling Shingle

Product Number: 738270
Size: 42"x 14" (1067mm x 356mm)
Weight: 4.75lb (2.15kg)
Exposure: 12" (305mm)
Coverage: 3.5 Sq ft (0.33 Sq M)
Material: PVC with stainless steel binder



Starter Shingle

Product Number: 732828
Size: 42"x 6" (1067mm x 152mm)
Weight: 2.5lb (1.13kg)
Exposure: 0"
Coverage: 0"
Material: PVC with stainless steel binder



ENDUREED[®]

PREMIUM



Eave Wadd

Product Number: 732901


Size: 48" x 4" (1219mm x 102mm)

Weight: 6.2lb (2.81kg)

Exposure: 0"

Coverage: 0"

Material: PVC with stainless steel binder



Eave Wadd Corner

Product Number: 745899

Size: 4" h (102mm)

Weight: 0.5lb (0.23kg)

Exposure: 0"

Coverage: 0"

Material: PVC with stainless steel binder



Hip/Ridge

Product Number: 745836

Size: 14" (356mm)

Weight: 1.43lb (0.65kg)

Exposure: 4" (102mm)

Coverage: 0"

Material: PVC with stainless steel binder



Shipping & Storage

	Field Shingle	Ceiling Shingle	2" eave bend	5" eave bend	Starter Shingle	Eave Wadd	Hip/Ridge	Eave Corner
Quantity	14 per box	12 per box	8 per box	8 per box	25 per box	4 per box	30 per box	N/A
Weight	65lbs	65lbs	65lbs	65lbs	65lbs	30lbs	65lbs	N/A

*Weights may vary

Shipping Specifications

Box Size: 44" X 22" X 5" (1120 mm X 560 mm X 130 mm)

Pallet: 24 boxes per pallet

Container: 20' 10 pallets (200 boxes) 40' 20 pallets (400 boxes)

Storage: Store Capetown shingles in a dry, well-ventilated, weather tight, location.

Do not expose boxes to excessive moisture.

Overstacking boxes or excessive moisture may cause boxes to collapse.

Do not remove wrapping from bulk stack pallet until final placement at installation location.

Maintenance

Capetown was designed so that no maintenance is required to ensure the best performance. However, it is recommended to do an annual inspection and brush off any loose debris to keep your roof looking its best.



Warranty

Capetown has a 30-year limited warranty that covers faults in materials and workmanship in accordance with current warranty terms.

Testing & Approval

- Florida Product Approval FL-21047-R2

Test Standard	Result
(Fire) ASTM E-108	Class A
(Fire) ASTM E-84	Flame Spread 12.5
(Fire) ASTM E-84	SDI 225
(Wind) ASTM D-3161	Class F (110 MPH Maximum test speed)
(Wind) TAS 107-95	110 MPH (Maximum test speed)
(Wind + Rain) TAS 100-95	Pass
(Wind Uplift) UL 1897	Design Pressure 82.5 PSF (up to 200 mph)
(Impact) UL 2218	Class 4
(Fire) Bs 476 (part 3) (British Standards)	Ext.S.AA
(Fire) BS 476 (part 7) (British Standards)	Class 2
(Fungi) ASTM G 21-96	No Fungi Growth (pass)
(Fire)GB 8624-2012 (China)	Class B1



Application

Capetown is a universal system that can be installed on new construction or retrofit to existing structures. The versatile design allows it to be applied to a number of roofing substrates including the following: Plywood deck, Concrete, and Metal. Capetown synthetic thatch is suitable for use on any sloped roof with a pitch of 3:12 (14°) or greater. The total thickness of the roof system when installed is 1" (25.4mm).

Plywood Deck:

- 15/32" (12mm) minimum plywood over rafters per local code
- Single Layer Tan Soprema Elastophene Stick HR FR+ GR Cap Sheet(#07066) adhered to plywood
- Capetown shingles installed at 8" (203mm) Exposure
- Fasten Capetown shingles with stainless steel 1.75" (45mm) 11ga. Ring shank roofing nails, 4 per shingle

Plywood Deck, Class A Fire Rated:

- 15/32"(12mm) minimum plywood over rafters per local code
- ½" DensDeck gypsum, fastened 12" O.C. fastened to plywood
- Single Layer Tan Soprema Elastophene Stick HR FR+ GR Cap Sheet(#07066) adhered to DensDeck
- Fasten Capetown shingles with Stainless steel 2.50" (64mm) 10ga. Ring shank Roofing nails, 4 per shingle

Metal:

- Existing corrugated metal roofing
- 15/32"(12mm) minimum plywood
- Single Layer Tan Soprema Elastophene Stick HR FR+ GR Cap Sheet(#07066) adhered to plywood
- Capetown shingles installed at 8" (203mm) Exposure
- Fasten Capetown shingles with stainless steel 1.25" (32mm) 11ga. Ring shank roofing nails, 4 per shingle

Concrete:

- Structural concrete substrate
- Single Layer Tan Soprema Elastophene Stick HR FR+ GR Cap Sheet(#07066) adhered to concrete
- Capetown shingles installed at 8" (203mm) Exposure



- Fasten Capetown shingles with stainless steel 1.75" (45mm) Concrete screws, 3 per shingle

Premium thatch manufactured by:
Global Innovation LLC

313 SW Windswept Glen
Lake City, Florida 32024

1-877-784-2824
endureed.com