



## Basics Palm Product Data Sheet

### Description

---

Basics Palm is an innovative roofing system simulating the appearance and texture of natural palm thatch. Whether used on a new backyard structure or to update an existing one, Basics Palm offers straightforward installation and dependable performance for residential outdoor spaces.

### Features

---

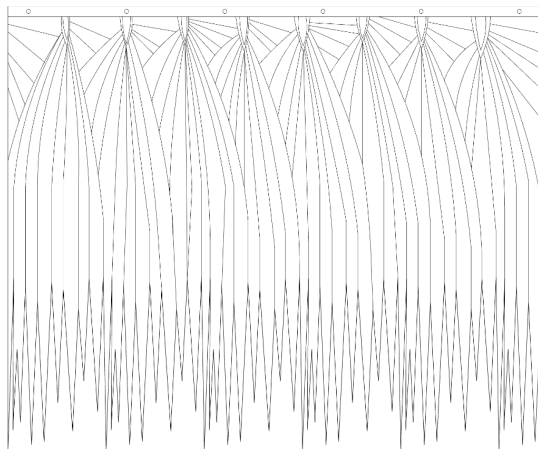
- 10 Year Warranty
- Manufactured in the USA
- No maintenance required
- Fast and easy installation



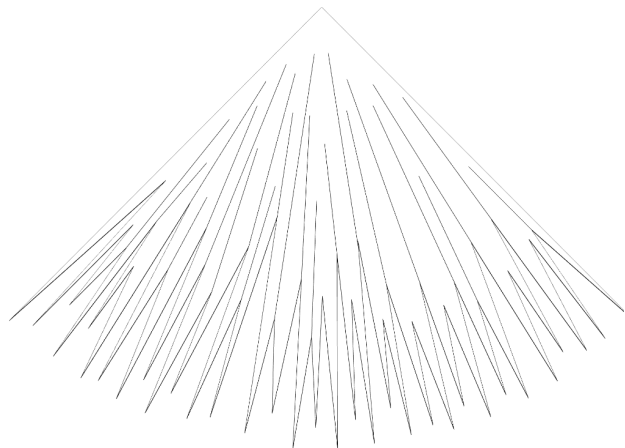
## Components

---

Basics Palm includes an inside pattern design that is visible on the interior ceiling when used in the horizontal or vertical batten configuration.



**Fanned Field Shingle**



**Hip/Ridge Shingle**

<u>Part Numbers</u>	<b>Golden Sisal</b>	<b>Rustic Jute</b>
<b>Fanned Field Shingle</b>	TF-HD-08-102-FS	TF-HD-08-101-FS
<b>Hip/Ridge Shingle</b>	TF-HD-01-102-HR	TF-HD-01-101-HR

## Specifications



# ENDUREED<sup>®</sup>

## BASICS

Part	Size	Weight	Exposure	Coverage	Material
<b>Field Shingle</b>	32" x 27" x 0.030" (813mm x 686mm x 0.8mm)	1lb (0.45kg)	9" (229mm)	1.88 Sq.ft (0.174 m <sup>2</sup> ) (5.72 pcs per m <sup>2</sup> )	HDPE
<b>Hip/ Ridge Shingle</b>	27" x 27" x 0.030" (686mm x 686mm x 0.8mm)	0.7lb (0.32kg)	6" (150mm)	.5LF	HDPE



## Packaging & Storage

Part	Box	Bulk Stack
<b>Field Shingle</b> (All colors, and styles)	<b>Box</b> <u>Quantity:</u> 70pcs <u>Size:</u> 37"x 28"x 11" (940mm x 711mm x 280mm) <u>Weight:</u> 70 lbs (32kg) <b>Pallet</b> <u>Quantity:</u> 840pcs(12 boxes) <u>Size:</u> 40"x 48"x 89" (1016mm x 1219mm x 2260mm) <u>Weight:</u> 890 lbs (404kg)	<b>Pallet</b> Full pallets only <u>Quantity:</u> 1400 pcs <u>Size:</u> 40" x 48" x 80" (1016mm x 1219mm x 2032mm) <u>Weight:</u> 1450 lbs (658 kg)
<b>Hip/ Ridge Shingle</b> (All colors, and styles)	<b>Box</b> <u>Quantity:</u> 100pcs <u>Size:</u> 37"x 28"x 11" (940mm x 711mm x 280mm) <u>Weight:</u> 70 lbs (32kg) <b>Pallet</b> <u>Quantity:</u> 1200pcs(12 boxes) <u>Size:</u> 40"x 48"x 89" (1016mm x 1219mm x 2260mm) <u>Weight:</u> 890 lbs (404kg)	<b>Pallet</b> Full pallets only <u>Quantity:</u> 2000 pcs <u>Size:</u> 40" x 48" x 80" (1016mm x 1219mm x 2032mm) <u>Weight:</u> 1500 lbs (681 kg)

**Storage:** Store Basics Palm shingles in a dry, well-ventilated, weather tight, location. Do not expose boxes to excessive moisture. Overstacking boxes or excessive moisture may cause boxes to collapse. Do not remove wrapping from bulk stack pallet until final placement at installation location.



## **Maintenance**

---

Basics Palm was designed so that no maintenance is required to ensure the best performance. However, it is recommended to do an annual inspection and brush off any loose debris to keep your roof looking its best.

## **Warranty**

---

Basics Palm has a 10-year limited warranty that covers faults in materials and workmanship according to warranty terms.



## Application

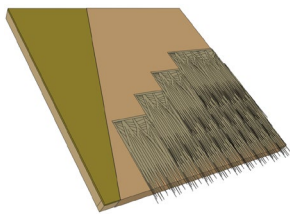
---

Basics Palm is a universal system that can be installed on new construction or retrofitted to existing structures. The versatile design allows it to be applied to a number of roofing substrates, including the following: Horizontal batten, Plywood deck and Metal. Basics Palm is suitable for use on any sloped roof with a pitch of 4:12 (18°) or greater. The total thickness of the roof system when installed is 1-1/2" (38.1mm).




### Horizontal Batten

Basics Palm installed over horizontal battens (9"/229mm O.C.) functions as both the waterproofing and interior ceiling finish. Recommended fastener (6 per shingle) 11-gauge 1.25" ring shank roofing nails / 1.25" # 8 truss head screw



### Plywood Deck

Basics Palm installed over min. 15/32" plywood deck (9"/229mm O.C.) granulated underlayment  
Soprema Elastophene stick HR FR+ GR)  
Recommended fastener (6 per shingle) 11 gauge 1.25" ring shank roofing nail / 1.25" #8 truss head screws.



### Metal

Basics Palm installed over metal deck, PT pine 1"x4" battens (9"/229mm O.C.)  
Recommended fastener (6 per shingle) 11 gauge 1" ring shank roofing nail / 1.25" #8 truss head screws.



**ENDUREED®**

**BASICS**



Endureed Basics thatch manufactured by:  
Global Innovation LLC

313 SW Windswept Glen  
Lake City, Florida 32024

1-877-784-2824  
endureed.com