



Bali Product Data Sheet

Description

Bali synthetic thatch is an innovative roofing system simulating the appearance and texture of natural East Asian grass thatching. Whether installing on a new commercial project or retrofitting a traditionally framed tiki hut, Bali thatch is an easy-to-install system that gives decades of maintenance-free performance.

Features

- 30 Year Warranty*
- Manufactured in the USA
- Fire and Wind Resistant
- No maintenance required
- Fast and easy installation
- Life-like design

*See supplemental warranty document




Specifications



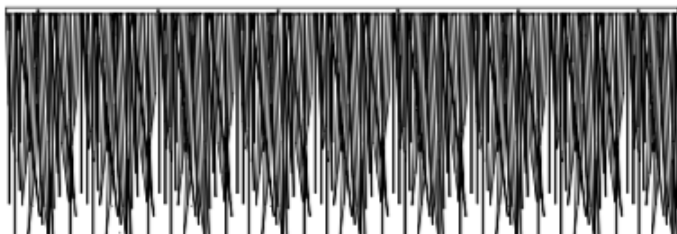
Field Shingle

Product Number: 79100
Size: 42" x 16" (1067 x 406 mm)
Weight: 3.85 (1.75kg)
Exposure: 8" (203 mm)
Coverage: 2.33 Sq ft (0.18 Sq m)
Material: PVC with stainless steel binder



2" Eave Bend

Product Number: 79110
Size: 42" x 16" (1067 x 406 mm)
Weight: 3.85 (1.75kg)
Exposure: 2" (51 mm)
Coverage: 0 Sq ft
Material: PVC with stainless steel binder




5" Eave Bend

Product Number: 79111
Size: 42" x 16" (1067 x 406 mm)
Weight: 3.85 (1.75kg)
Exposure: 5" (127 mm)
Coverage: 0 Sq ft
Material: PVC with stainless steel binder



ENDUREED[®]

PREMIUM



Ceiling Shingle

Product Number: 79106

Size: 42" x 14" (1067 x 356 mm)

Weight: 4.75lb (2.15kg)

Exposure: 12" (305mm)

Coverage: 3.5 Sq ft (0.33 Sq m)

Material: PVC with stainless steel binder



Hip/Ridge Shingle

Product Number: 79114

Size: 14" (356 mm)

Weight: 1.28lb (0.58kg)

Exposure: 4" (102 mm)

Coverage: 0"

Material: PVC with stainless steel binder

Shipping & Storage



	Field Shingle	Ceiling Shingle	2" eave bend	5" eave bend	Starter Shingle	Eave Wadd	Hip/Ridge	Eave Corner
Quantity	14 per box	12 per box	8 per box	8 per box	25 per box	4 per box	30 per box	N/A
Weight	65lbs	65lbs	65lbs	65lbs	65lbs	30lbs	65lbs	N/A

*Weights may vary

Shipping Specifications

Box Size: 44" X 22" X 5" (1120 X 560 X 130 mm)

Pallet: 24 boxes per pallet

Container: 20' 10 pallets (200 boxes) 40' 20 pallets (400 boxes)

Storage: Store Bali shingles in a dry, well-ventilated, weather tight location..

Do not expose boxes to excessive moisture.

Overstacking boxes or excessive moisture may cause boxes to collapse.

Do not remove wrapping from bulk stack pallet until final placement at installation location.

Testing & Approval

- Florida Product Approval FL-21047-R2



Test Standard	Result
(Fire) ASTM E-108	Class A
(Fire) ASTM E-84	Flame Spread 12.5
(Fire) ASTM E-84	SDI 225
(Wind) ASTM D-3161	Class F (110 MPH Maximum test speed)
(Wind) TAS 107-95	110 MPH (Maximum test speed)
(Wind + Rain) TAS 100-95	Pass
(Wind Uplift) UL 1897	Design Pressure 82.5 PSF (up to 200 mph)
(Impact) UL 2218	Class 4
(Fire) Bs 476 (part 3) (British Standards)	Ext.S.AA
(Fire) BS 476 (part 7) (British Standards)	Class 2
(Fungi) ASTM G 21-96	No Fungi Growth (pass)
(Fire)GB 8624-2012 (China)	Class B1

Maintenance

Bali synthetic thatch is designed to require no maintenance, ensuring optimal performance. However, it is recommended to do an annual inspection and brush off any loose debris to keep your roof looking its best.

Warranty



Bali synthetic thatch has a 30-year limited warranty that covers faults in materials and workmanship in accordance with current warranty terms.

Application

Bali synthetic thatch is a universal system that can be installed on new construction or retrofitted to existing structures. The versatile design allows it to be applied to a number of roofing substrates, including plywood decks, Concrete, and Metal. Bali synthetic thatch is suitable for use on any sloped roof with a pitch of 3:12 (14°) or greater. The total thickness of the roof system when installed is 1" (25.4mm).

Plywood Deck:

- 15/32" (12mm) minimum plywood over rafters per local code
- Single Layer Tan Soprema Elastophene Stick HR FR+ GR Cap Sheet (#07066) adhered to plywood
- Bali shingles installed at 8" (203mm) Exposure
- Fasten Bali shingles with stainless steel 1.75" (45mm) 11ga. Ring shank roofing nails, 4 per shingle
- System weight: 2.90 lbs / sq ft.(14.15 kg / M2)

Plywood Deck, Class A Fire Rated:

- 15/32"(12mm) minimum plywood over rafters per local code
- ½" DensDeck gypsum, fastened 12" O.C. fastened to plywood
- Single Layer Tan Soprema Elastophene Stick HR FR+ GR Cap Sheet(#07066) adhered to DensDeck
- Bali shingles installed at 8" (203mm) Exposure
- Fasten Bali shingles with Stainless steel 2.50" (64mm) 10ga. Ring shank Roofing nails, 4 per shingle
- System weight: 4.90 lbs / sq ft.(23.91 kg / M



Metal:

- Existing corrugated metal roofing
- 15/32"(12mm) minimum plywood
- Single Layer Tan Soprema Elastophene Stick HR FR+ GR Cap Sheet(#07066) adhered to plywood
- Bali shingles installed at 8" (203mm) Exposure
- Fasten Bali shingles with stainless steel 1.25" (32mm) 11ga. Ring shank roofing nails, 4 per shingle
- System weight: 4.18 lbs / sq ft.(20.39 kg / M2) using 15/32" (12mm) Plywood

Concrete:

- Structural concrete substrate
- Single Layer Tan Soprema Elastophene Stick HR FR+ GR Cap Sheet(#07066) adhered to concrete
- Bali shingles installed at 8" (203mm) Exposure
- Fasten Bali shingles with 410 stainless steel 1.75" (45mm) 3/16"Tapcon® screws, 3 per shingle
- System weight: 2.90 lbs / sq ft.(14.15 kg / M2)

Premium thatch manufactured by:
Global Innovation LLC

313 SW Windswept Glen
Lake City, Florida 32024



ENDUREED®

PREMIUM

1-877-784-2824
www.endureed.com