

## Product Data Sheet

### Description

---

Bali synthetic thatch is an innovative roofing system simulating the appearance and texture of natural east Asian grass thatching. Whether installing on a new commercial project or retrofitting traditionally framed tiki hut, Bali thatch is easy to install system gives decades of maintenance free performance.


### Features

---

- 20 Year Guarantee
- Manufactured in the USA
- Fire and Wind Resistant
- No maintenance required
- Fast and easy installation
- Life-like design


### Specifications

---




#### **Field Shingle**

Product Number: 79100  
Size: 42" x 14" (1067 x 356 mm)  
Weight: 3.85 (1.75kg)  
Exposure: 8" (203 mm)  
Coverage: 2.33 Sq ft (0.18 Sq m)  
Material: PVC




#### **2" Eave Bend**

Product Number: 79110  
Size: 42" x 14" (1067 x 356 mm)  
Weight: 3.85 (1.75kg)  
Exposure: 2" (51 mm)  
Coverage: 0 Sq ft  
Material: PVC



#### **5" Eave Bend**

Product Number: 79111  
Size: 42" x 14" (1067 x 356 mm)  
Weight: 3.85 (1.75kg)  
Exposure: 5" (127 mm)  
Coverage: 0 Sq ft  
Material: PVC



**Ceiling Shingle**

Product Number: 79106  
 Size: 42" x 14" (1067 x 356 mm)  
 Weight: 4.75lb (2.15kg)  
 Exposure: 12" (305mm)  
 Coverage: 3.5 Sq ft (0.33 Sq m)  
 Material: PVC



**Hip/Ridge Shingle**

Product Number: 79114  
 Size: 14" (356 mm)  
 Weight: 1.28lb (0.58kg)  
 Exposure: 4" (102 mm)  
 Coverage: 0"  
 Material: PVC

**Shipping & Storage**

	Field shingle	Ceiling shingle	2" eave bend	5" eave bend	Hip/Ridge
<b>Quantity</b>	16 per box	12 per box	8 per box	8 per box	30 per box
<b>Weight</b>	64lbs	59lbs	33lbs	33lbs	40lbs

**Shipping Specifications**

**Box Size:** 44 X 22 X 5 h (1120 X 560 X 130 mm)

**Pallet:** 20 boxes per pallet

**Container:** 20' 10 pallets (200 boxes)    40' 20 pallets (400 boxes)

**Storage:** Store Bali shingles in a dry, well-ventilated, weather tight, location..

Do not expose boxes to excessive moisture.

Overstacking boxes or excessive moisture may cause boxes to collapse.

Do not remove wrapping from bulk stack pallet until final placement at installation location.



## Testing & Approval

---

- Florida Product Approval FL-21047-R1

Test Standard	Result
(Fire) ASTM E-108	Class A
(Fire) ASTM E-84	Flame Spread 12.5
(Fire) ASTM E-84	SDI 225
(Wind) ASTM D-3161	110 MPH
(Wind) TAS 107-95	110 MPH
(Wind) TAS 100-95	110 MPH
(Uplift) UL 1897	Design Pressure 82.5 PSF (up to 200 mph)
(Impact) UL 2218	Class 4
(Fire) Bs 476 (part 3) (British Standards)	Ext.S.AA
(Fire) BS 476 (part 7) (British Standards)	Class 2
(Fungi) ASTM G 21-96	No Fungi Growth (pass)
(Fire)GB 8624-2012 (China)	Class B1

## Maintenance

---

Bali synthetic thatch was designed so that no maintenance is required to ensure the best performance. However, it is recommended to do an annual inspection and brush off any loose debris to keep your roof looking its best.

## Warranty

---

Bali synthetic thatch has a 20 year limited warranty that covers faults in materials and workmanship in accordance with current warranty terms.



## Application

---

Bali synthetic thatch is a universal system that can be installed on new construction or retrofit to existing structures. The versatile design allows it to be applied to a number of roofing substrates including the following: Plywood deck, Concrete, and Metal. Bali synthetic thatch is suitable for use on any sloped roof with a pitch of 4:12 (18°) or greater.

### **Plywood Deck:**

- 15/32" (12mm) minimum plywood over rafters per local code
- Single Layer Tan Soprema Elastophene Stick HR FR+ GR Cap Sheet (#07066) adhered to plywood
- Bali shingles installed at 8" (203mm) Exposure
- Fasten Bali shingles with stainless steel 1.75" (45mm) 11ga. Ring shank roofing nails, 4 per shingle
- System weight: 2.90 lbs / sq ft.(14.15 kg / M2)

### **Plywood Deck, Class A Fire Rated:**

- 15/32"(12mm) minimum plywood over rafters per local code
- ½" DensDeck gypsum, fastened 12" O.C. fastened to plywood
- Single Layer Tan Soprema Elastophene Stick HR FR+ GR Cap Sheet(#07066) adhered to DensDeck
- Bali shingles installed at 8" (203mm) Exposure
- Fasten Bali shingles with Stainless steel 2.50" (64mm) 10ga. Ring shank Roofing nails, 4 per shingle
- System weight: 4.90 lbs / sq ft.(23.91 kg / M2)

### **Metal:**

- Existing corrugated metal roofing
- 15/32"(12mm) minimum plywood
- Single Layer Tan Soprema Elastophene Stick HR FR+ GR Cap Sheet(#07066) adhered to plywood
- Bali shingles installed at 8" (203mm) Exposure
- Fasten Bali shingles with stainless steel 1.25" (32mm) 11ga. Ring shank roofing nails, 4 per shingle
- System weight: 4.18 lbs / sq ft.(20.39 kg / M2) using 15/32" (12mm) Plywood

### **Concrete:**

- Structural concrete substrate
- Single Layer Tan Soprema Elastophene Stick HR FR+ GR Cap Sheet(#07066) adhered to concrete
- Bali shingles installed at 8" (203mm) Exposure
- Fasten Bali shingles with 410 stainless steel 1.75" (45mm) 3/16" Tapcon® screws, 3 per shingle
- System weight: 2.90 lbs / sq ft.(14.15 kg / M2)



Bali thatch manufactured by:  
Global Innovation LLC

313 SW Windswept Glen  
Lake City, Florida 32024

1-877-784-2824  
[www.endureed.com](http://www.endureed.com)