



## Product Data Sheet


### Description

Kona synthetic thatch is an innovative roofing system simulating the appearance and texture of natural east Asian grass thatching. Whether installing on a new commercial project or retrofitting traditionally framed tiki hut, Kona thatch is easy to install system gives decades of maintenance free performance.

### Features

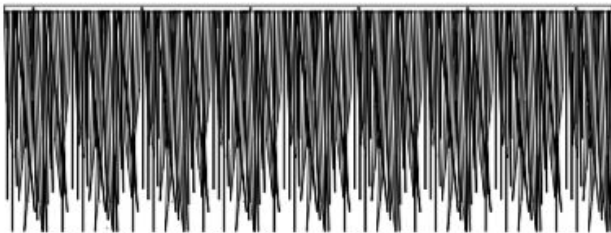
- 20 Year Guarantee
- Manufactured in the USA
- Fire and Wind Resistant
- No maintenance required
- Fast and easy installation
- Life-like design

### Specifications



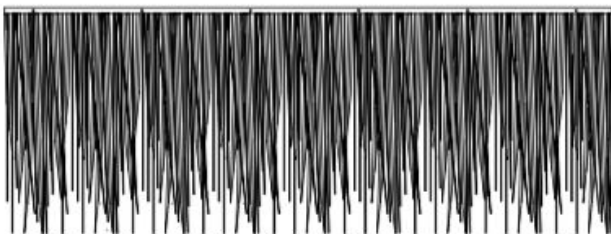
#### **Field Shingle**

Product Number: 734504  
Size: 42"x 18" (1067 x 457 mm)  
Weight: 4.27lb (1.94 kg)  
Exposure: 8" (203 mm)  
Coverage: 2.33 Sq Ft (0.22 Sq M)  
Material: PVC




#### **2" Eave Bend**

Product Number: 734505  
Size: 42"x 18" (1067 x 457 mm)  
Weight: 4.27lb (1.94 kg)  
Exposure: 2" (51 mm)  
Coverage: 2.33 Sq Ft (0.22 Sq M)  
Material: PVC



#### **5" Eave Bend**

Product Number: 734506  
Size: 42"x 18" (1067 x 457 mm)  
Weight: 4.27lb (1.94 kg)  
Exposure: 5" (127 mm)  
Coverage: 2.33 Sq Ft (0.22 Sq M)  
Material: PVC



#### Ceiling Shingle

Product Number: 734599  
 Size: 42" x 14" (1067 x 356 mm)  
 Weight: 5.76lb (2.61 kg)  
 Exposure: 12" (305 mm)  
 Coverage: 3.5 Sq Ft (0.33 Sq M)  
 Material: PVC



#### Hip/Ridge Shingle

Product Number: 734507  
 Size: 14" (356 mm)  
 Weight: 1.42lb (0.64 kg)  
 Exposure: 4" (102 mm)  
 Coverage: 0"  
 Material: PVC

### Shipping & Storage

	Field shingle	Ceiling shingle	2" eave bend	5" eave bend	Reverse bend	Hip/Ridge
Quantity	16 per box	12 per box	8 per box	8 per box	5 per box	30 per box
Weight	70lbs	72lbs	36lbs	36lbs	24lbs	45lbs

\*Weights may vary

#### Shipping Specifications

**Box Size:** 44 X 22 X 5 h (1120 X 560 X 130 mm)

**Pallet:** 20 boxes per pallet

**Container:** 20' 10 pallets (200 boxes)    40' 20 pallets (400 boxes)

**Storage:** Store Kona shingles in a dry, well-ventilated, weather tight, location..

Do not expose boxes to excessive moisture.

Overstacking boxes or excessive moisture may cause boxes to collapse.

Do not remove wrapping from bulk stack pallet until final placement at installation location.



## Testing & Approval

- Florida Product Approval FL-21047-R1

Test Standard	Result
(Fire) ASTM E-108	Class A
(Fire) ASTM E-84	Flame Spread 12.5
(Fire) ASTM E-84	SDI 225
(Wind) ASTM D-3161	110 MPH
(Wind) TAS 107-95	110 MPH
(Wind) TAS 100-95	110 MPH
(Uplift) UL 1897	Design Pressure 82.5 PSF (up to 200 mph)
(Impact) UL 2218	Class 4
(Fire) Bs 476 (part 3) (British Standards)	Ext.S.AA
(Fire) BS 476 (part 7) (British Standards)	Class 2
(Fungi) ASTM G 21-96	No Fungi Growth (pass)
(Fire)GB 8624-2012 (China)	Class B1

## Maintenance

Kona synthetic thatch was designed so that no maintenance is required to ensure the best performance. However, it is recommended to do an annual inspection and brush off any loose debris to keep your roof looking its best.

## Warranty

Kona synthetic thatch has a 20 year limited warranty that covers faults in materials and workmanship in accordance with current warranty terms.



## Application

Kona synthetic thatch is a universal system that can be installed on new construction or retrofit to existing structures. The versatile design allows it to be applied to a number of roofing substrates including the following: Plywood deck, Concrete, and Metal. Kona synthetic thatch is suitable for use on any sloped roof with a pitch of 4:12 (18°) or greater.

### **Plywood Deck:**

- 15/32" (12mm) minimum plywood over rafters per local code
- Single Layer Tan Soprema Elastophene Stick HR FR+ GR Cap Sheet (#07066) adhered to plywood
- Kona shingles installed at 8" (203mm) Exposure
- Fasten Kona shingles with stainless steel 1.75" (45mm) 11ga. Ring shank roofing nails, 4 per shingle
- System weight: 3.10 lbs / sq ft.(15.12 kg / M2)

### **Plywood Deck, Class A Fire Rated:**

- 15/32"(12mm) minimum plywood over rafters per local code
- ½" DensDeck gypsum, fastened 12" O.C. fastened to plywood
- Single Layer Tan Soprema Elastophene Stick HR FR+ GR Cap Sheet(#07066) adhered to DensDeck
- Kona shingles installed at 8" (203mm) Exposure
- Fasten Kona shingles with Stainless steel 2.50" (64mm) 10ga. Ring shank Roofing nails, 4 per shingle
- System weight: 5.10 lbs / sq ft.(24.92 kg / M2)

### **Metal:**

- Existing corrugated metal roofing
- 15/32"(12mm) minimum plywood
- Single Layer Tan Soprema Elastophene Stick HR FR+ GR Cap Sheet(#07066) adhered to plywood
- Kona shingles installed at 8" (203mm) Exposure
- Fasten Kona shingles with stainless steel 1.25" (32mm) 11ga. Ring shank roofing nails, 4 per shingle
- System weight: 4.38 lbs / sq ft.(21.37 kg / M2) using 15/32" (12mm) Plywood

### **Concrete:**

- Structural concrete substrate
- Single Layer Tan Soprema Elastophene Stick HR FR+ GR Cap Sheet(#07066) adhered to concrete
- Kona shingles installed at 8" (203mm) Exposure
- Fasten Kona shingles with 410 stainless steel 1.75" (45mm) 3/16"Tapcon® screws, 3 per shingle
- System weight: 3.10 lbs / sq ft.(15.12 kg / M2)



Kona thatch manufactured by:  
Global Innovation LLC

313 SW Windswept Glen  
Lake City, Florida 32024

1-877-784-2824  
[www.endureed.com](http://www.endureed.com)