



## Product Data Sheet

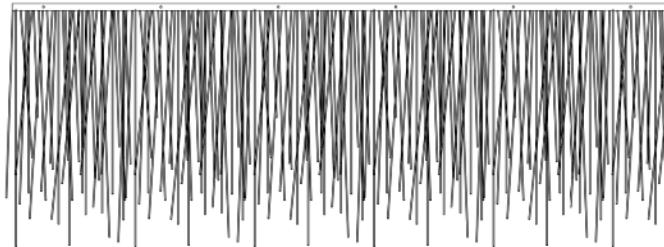
### Description

Kilimanjaro synthetic thatch is an innovative roofing system simulating the appearance and texture of natural east Asian grass thatching. Whether installing on a new commercial project or retrofitting traditionally framed tiki hut, Kilimanjaro thatch is easy to install system gives decades of maintenance free performance.

### Features


- 20 Year Guarantee
- Manufactured in the USA
- Fire and Wind Resistant
- No maintenance required
- Fast and easy installation
- Life-like design

### Specifications



#### Field Shingle

Product Number: 73668  
Size: 42"x12" (1067 x 305 mm)  
Weight: 3.66lb (1.66 kg)  
Exposure: 5" (127 mm)  
Coverage: 1.45 Sq ft (0.135 Sq M)  
Material: PVC




#### Ceiling Shingle

Product Number: 73696  
Size: 42"x 14" (1067 x 356 mm)  
Weight: 4.75lb (2.15 kg)  
Exposure: 12" (305 mm)  
Coverage: 3.5 Sq ft (0.33 Sq M)  
Material: PVC

**Starter Shingle**

Product Number: 74169  
Size: 42"x 6" (1067 x 152 mm)  
Weight: 2.5lb (1.13 kg)  
Exposure: 0"  
Coverage: 0"  
Material: PVC

**Eave Wadd**

Product Number: 73670  
Size: 48"x 5" (1219 x 127 mm)  
Weight: 6.2lb (2.81 kg)  
Exposure: 0"  
Coverage: 0"  
Material: PVC

**Eave Wadd Corner**

Product Number: 745839  
Size: 4"x 5" (102 x 127 mm)  
Weight: 0.5lb (0.23 kg)  
Exposure: 0"  
Coverage: 0"  
Material: PVC

**Hip/Ridge Shingle**

Product Number: 74170  
Size: 14" (356 mm)  
Weight: 1.22lb (0.55 kg)  
Exposure: 4" (102 mm)  
Coverage: 0 Sq ft  
Material: PVC



## Shipping & Storage

	Field shingle	Ceiling shingle	2" eave bend	5" eave bend	Starter shingle	Eave wadd	Hip/ Ridge	Eave Corner
Quantity	16 per box	12 per box	8 per box	8 per box	25 per box	4per box	30 per box	N/A
Weight	60lbs	59lbs	32lbs	32lbs	65lbs	27lbs	39lbs	N/A

\*Weights may vary

### Shipping Specifications

**Box Size:** 44 X 22 X 5 h (1120 X 560 X 130 mm)

**Pallet:** 20 boxes per pallet

**Container:** 20' 10 pallets (200 boxes)      40' 20 pallets (400 boxes)

**Storage:** Store Kilimanjaro shingles in a dry, well-ventilated, weather tight, location..

Do not expose boxes to excessive moisture.

Overstacking boxes or excessive moisture may cause boxes to collapse.

Do not remove wrapping from bulk stack pallet until final placement at installation location.

## Maintenance

Kilimanjaro synthetic thatch was designed so that no maintenance is required to ensure the best performance. However, it is recommended to do an annual inspection and brush off any loose debris to keep your roof looking its best.

## Warranty

Kilimanjaro synthetic thatch has a 20 year limited warranty that covers faults in materials and workmanship in accordance with current warranty terms.



## Testing & Approval

- Florida Product Approval FL-21047-R1

Test Standard	Result
(Fire) ASTM E-108	Class A
(Fire) ASTM E-84	Flame Spread 12.5
(Fire) ASTM E-84	SDI 225
(Wind) ASTM D-3161	110 MPH
(Wind) TAS 107-95	110 MPH
(Wind) TAS 100-95	110 MPH
(Uplift) UL 1897	Design Pressure 82.5 PSF (up to 200 mph)
(Impact) UL 2218	Class 4
(Fire) Bs 476 (part 3) (British Standards)	Ext.S.AA
(Fire) BS 476 (part 7) (British Standards)	Class 2
(Fungi) ASTM G 21-96	No Fungi Growth (pass)
(Fire)GB 8624-2012 (China)	Class B1



## Application

Kilimanjaro synthetic thatch is a universal system that can be installed on new construction or retrofit to existing structures. The versatile design allows it to be applied to a number of roofing substrates including the following: Plywood deck, Concrete, and Metal. Kilimanjaro synthetic thatch is suitable for use on any sloped roof with a pitch of 4:12 (18°) or greater.

### **Plywood Deck:**

- 15/32" (12mm) minimum plywood over rafters per local code
- Single Layer Tan Soprema Elastophene Stick HR FR+ GR Cap Sheet (#07066) adhered to plywood
- Kilimanjaro shingles installed at 5" (127mm) Exposure
- Fasten Kilimanjaro shingles with stainless steel 1.75" (45mm) 11ga. Ring shank roofing nails, 4 per shingle
- System weight: 3.75 lbs / sq ft.(18.25 kg / M2)

### **Plywood Deck, Class A Fire Rated:**

- 15/32"(12mm) minimum plywood over rafters per local code
- ½" DensDeck gypsum, fastened 12" O.C. fastened to plywood
- Single Layer Tan Soprema Elastophene Stick HR FR+ GR Cap Sheet(#07066) adhered to DensDeck
- Kilimanjaro shingles installed at 5" (127mm) Exposure
- Fasten Kilimanjaro shingles with Stainless steel 2.50" (64mm) 10ga. Ring shank Roofing nails, 4 per shingle
- System weight: 5.75 lbs / sq ft.(28.06 kg / M2)

### **Metal:**

- Existing corrugated metal roofing
- 15/32"(12mm) minimum plywood
- Single Layer Tan Soprema Elastophene Stick HR FR+ GR Cap Sheet(#07066) adhered to plywood
- Kilimanjaro shingles installed at 5" (127mm) Exposure
- Fasten Kilimanjaro shingles with stainless steel 1.25" (32mm) 11ga. Ring shank roofing nails, 4 per shingle
- System weight: 5.03 lbs / sq ft.(24.54 kg / M2) using 15/32" (12mm) Plywood

### **Concrete:**

- Structural concrete substrate
- Single Layer Tan Soprema Elastophene Stick HR FR+ GR Cap Sheet(#07066) adhered to concrete
- Kilimanjaro shingles installed at 5" (127mm) Exposure
- Fasten Kilimanjaro shingles with 410 stainless steel 1.75" (45mm) 3/16"Tapcon® screws, 3 per shingle
- System weight: 3.75 lbs / sq ft.(18.25 kg / M2)



Kilimanjaro thatch manufactured by:  
Global Innovation LLC

313 SW Windswept Glen  
Lake City, Florida 32024

1-877-784-2824  
[www.endureed.com](http://www.endureed.com)