

Product Data Sheet

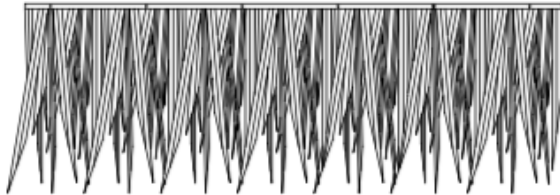
Description

Dominica synthetic thatch is an innovative roofing system simulating the appearance and texture of natural palm leaf thatching. Whether installing on a new commercial project or retrofitting traditionally framed tiki hut, Dominica thatch is easy to install system gives decades of maintenance free performance.

Features

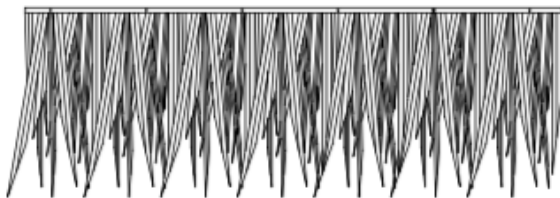
- 20 Year Guarantee
- Manufactured in the USA
- Fire and Wind Resistant
- No maintenance required
- Fast and easy installation
- Life-like design

Specifications



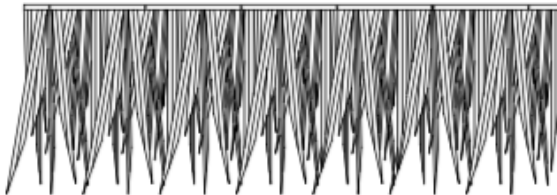
Field Shingle

Product number: 73145
Size: 42" x 14" (1067 x 356 mm)
Weight: 3.90lb (1.77kg)
Exposure: 7.5" (190.5 mm)
Coverage: 2.18 Sq ft (0.20 Sq M)
Material: PVC



2" Eave Bend

Product number: 732712
Size: 42" x 14" (1067 x 356 mm)
Weight: 3.90lb (1.77kg)
Exposure: 7.5" (190.5 mm)
Coverage: 2.18 Sq ft (0.20 Sq M)
Material: PVC




5" Eave Bend

Product number: 732713
Size: 42" x 14" (1067 x 356 mm)
Weight: 3.90lb (1.77kg)
Exposure: 7.5" (190.5 mm)
Coverage: 2.18 Sq ft (0.20 Sq M)
Material: PVC



Dominica



Ceiling Shingle

Product number: 73146
Size: 42"x 14" (1067 x 356 mm)
Weight: 5.30lb (240 kg)
Exposure: 12" (305 mm)
Coverage: 3.5 Sq ft (0.33 Sq M)
Material: PVC



Hip/Ridge Shingle

Product number: 745899
Size: 14" (356 mm)
Weight: 1.30lb (0.59 kg)
Exposure: 4" (102 mm)
Coverage: 0"
Material: PVC

Shipping & Storage

	Field shingle	Ceiling shingle	2" eave bend	5" eave bend	Reverse bend	Hip/Ridge
Quantity	16 per box	12 per box	8 per box	8 per box	5 per box	30 per box
Weight	65lbs	66lbs	33lbs	33lbs	22lbs	41lbs

*Weights may vary

Shipping Specifications

Box Size: 44 X 22 X 5 h (1120 X 560 X 130 mm)

Pallet: 20 boxes per pallet

Container: 20' 10 pallets (200 boxes) 40' 20 pallets (400 boxes)

Storage: Store Dominica shingles in a dry, well-ventilated, weather tight, location..

Do not expose boxes to excessive moisture.

Overstacking boxes or excessive moisture may cause boxes to collapse.

Do not remove wrapping from bulk stack pallet until final placement at installation location.



Testing & Approval

- Florida Product Approval FL-21047-R1

Test Standard	Result
(Fire) ASTM E-108	Class A
(Fire) ASTM E-84	Flame Spread 12.5
(Fire) ASTM E-84	SDI 225
(Wind) ASTM D-3161	110 MPH
(Wind) TAS 107-95	110 MPH
(Wind) TAS 100-95	110 MPH
(Uplift) UL 1897	Design Pressure 82.5 PSF (up to 200 mph)
(Impact) UL 2218	Class 4
(Fire) Bs 476 (part 3) (British Standards)	Ext.S.AA
(Fire) BS 476 (part 7) (British Standards)	Class 2
(Fungi) ASTM G 21-96	No Fungi Growth (pass)
(Fire)GB 8624-2012 (China)	Class B1

Maintenance

Dominica synthetic thatch was designed so that no maintenance is required to ensure the best performance. However, it is recommended to do an annual inspection and brush off any loose debris to keep your roof looking its best.

Warranty

Dominica synthetic thatch has a 20 year limited warranty that covers faults in materials and workmanship in accordance with current warranty terms.



Application

Dominica synthetic thatch is a universal system that can be installed on new construction or retrofit to existing structures. The versatile design allows it to be applied to a number of roofing substrates including the following: Plywood deck, Concrete, and Metal. Dominica synthetic thatch is suitable for use on any sloped roof with a pitch of 4:12 (18°) or greater.

Plywood Deck:

- 15/32" (12mm) minimum plywood over rafters per local code
- Single Layer Tan Soprema Elastophene Stick HR FR+ GR Cap Sheet (#07066) adhered to plywood
- Dominica shingles installed at 7.5" (190mm) Exposure
- Fasten Dominica shingles with stainless steel 1.75" (45mm) 11ga. Ring shank roofing nails, 4 per shingle
- System weight: 3.00 lbs / sq ft.(14.64 kg / M2)

Plywood Deck, Class A Fire Rated:

- 15/32"(12mm) minimum plywood over rafters per local code
- ½" DensDeck gypsum, fastened 12" O.C. fastened to plywood
- Single Layer Tan Soprema Elastophene Stick HR FR+ GR Cap Sheet(#07066) adhered to DensDeck
- Dominica shingles installed at 7.5" (190mm) Exposure
- Fasten Dominica shingles with Stainless steel 2.50" (64mm) 10ga. Ring shank Roofing nails, 4 per shingle
- System weight: 5.00 lbs / sq ft.(24.40 kg / M2)

Metal:

- Existing corrugated metal roofing
- 15/32"(12mm) minimum plywood
- Single Layer Tan Soprema Elastophene Stick HR FR+ GR Cap Sheet(#07066) adhered to plywood
- Dominica shingles installed at 7.5" (190mm) Exposure
- Fasten Dominica shingles with stainless steel 1.25" (32mm) 11ga. Ring shank roofing nails, 4 per shingle
- System weight: 4.28 lbs / sq ft.(20.88 kg / M2) using 15/32" (12mm) Plywood

Concrete:

- Structural concrete substrate
- Single Layer Tan Soprema Elastophene Stick HR FR+ GR Cap Sheet(#07066) adhered to concrete
- Dominica shingles installed at 7.5" (190mm) Exposure
- Fasten Dominica shingles with 410 stainless steel 1.75" (45mm) 3/16"Tapcon® screws, 3 per shingle
- System weight: 3.00 lbs / sq ft.(14.64 kg / M2)



Dominica thatch manufactured by:
Global Innovation LLC

313 SW Windswept Glen
Lake City, Florida 32024

1-877-784-2824
www.endureed.com