

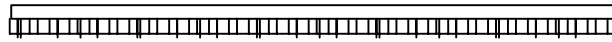


ENDUREED  
 313 SW WINDSWEPT GLEN  
 LAKE CITY, FL 32024  
 TOLL FREE: 1-877-784-2824  
 www.endureed.com

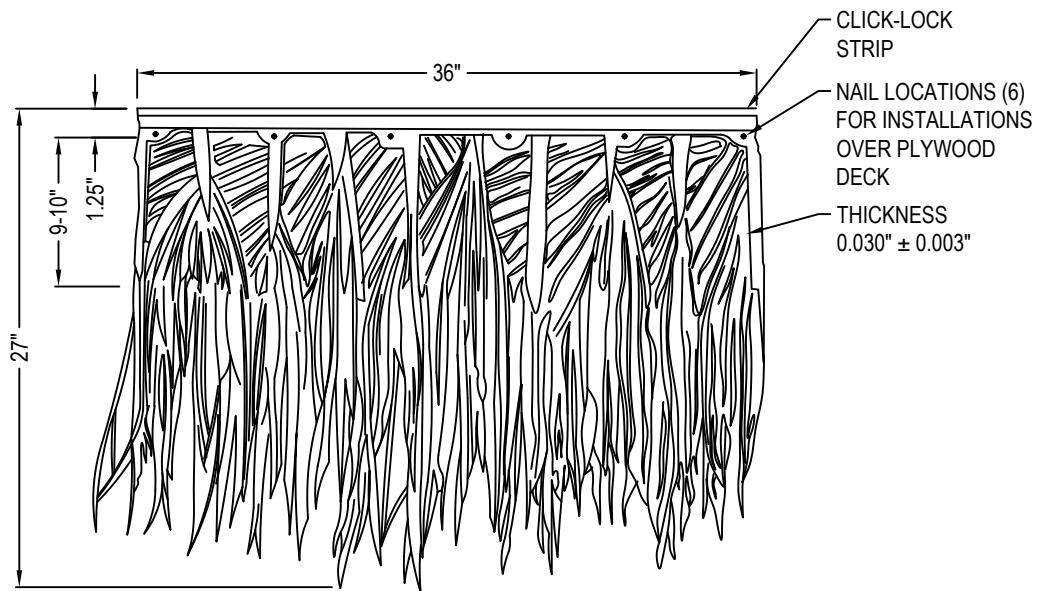
SELECT DESIRED MODEL:

WEATHERED PALM (410900-WP-FR)

NEW PALM (410700-RP-FR)



PLAN VIEW



FRONT ELEVATION  
 FIELD SHINGLE

**SPECIFICATION**

**MATERIAL:** HDPE

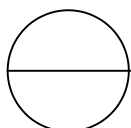
**WEIGHT:** 095 LBS (0.430 KG)

**COVERAGE:** 1.88 SQFT (0.174M<sup>2</sup>)

**FIRE RATING:** CLASS A (NON-FIRE RATED AVAILABLE )

**NOTES:**

1. INSTALLATION TO BE COMPLETED IN ACCORDANCE WITH MANUFACTURER'S SPECIFICATIONS.
2. DO NOT SCALE DRAWING.
3. THIS DRAWING IS INTENDED FOR USE BY ARCHITECTS, ENGINEERS, CONTRACTORS, CONSULTANTS AND DESIGN PROFESSIONALS FOR PLANNING PURPOSES ONLY. THIS DRAWING MAY NOT BE USED FOR CONSTRUCTION.
4. ALL INFORMATION CONTAINED HEREIN WAS CURRENT AT THE TIME OF DEVELOPMENT BUT MUST BE REVIEWED AND APPROVED BY THE PRODUCT MANUFACTURER TO BE CONSIDERED ACCURATE.
5. CONTRACTOR'S NOTE: FOR PRODUCT AND COMPANY INFORMATION VISIT [www.CADdetails.com/info](http://www.CADdetails.com/info) AND ENTER REFERENCE NUMBER 5267-001



VIVA PALM

FIELD SHINGLE - ELEVATIONS, PLAN AND DETAILS

